

# Hopton Primary

## Impact Report



**Address:**  
Hopton Primary  
Theltenham Road  
Hopton  
IP22 2QY



# 2023-24



**Headteacher:**  
Mrs Claire Wright

**Telephone:**  
01953 681449

## Key Information

### Sla delivery weeks

Aut 1	Aut 2	Spr 1	Spr 2	Sum 1	Sum 2
7	7	6	5	6	7

### Unit Costs to school

BC	PPA(am)	LC	PPA(pm)	ASC
£45.00	£75.00	£35.00	£75.00	£45.00
1	1	2	2	2

### Overall Costs

Overall Weekly	Overall Yearly
£430.00	£16,340.00

## Provision Impact

Curricular PE attainment levels and lesson planning available to view on schools portal

<https://schools.premier-education.com>

BC  LC  ASC  PPA  Enrichment  Holiday

**BREAKFAST CLUB:** Before school club focus on being mentally alert and ready for the start of the school day, Opportunities for children who are unable to attend after school physical activity clubs. Provide access to a range of cognitive and non-vigorous activities.

**LUNCH CLUB:** Lunchtime multi sports clubs, engaging children during less structured time. Relevant platform for engaging disengaged children to begin their journey of becoming more physically active. A safe environment to increase self-esteem and confidence via physical activity.

**AFTER SCHOOL CLUB:** Provide children with a taste of different sports from which they may develop a passion. A wide breadth of sports clubs for both gender and ages with a varied menu of opportunity. Encourage fair play and teamwork whilst teaching children rules, skills and tactics of specific sports.

**CURRICULUM COVER:** Physical education learning outcomes used in framework to focus planning, session delivery and assessment to ensure relevance and progress over time – assuring coherence and consistency. Report and discuss progress and achievement to class teachers, school leaders.

## Yearly Impact Statistics

Total places available on EC this year	Total places filled on EC clubs this year	Total places unfilled	% of maximum EC club spaces filled this year	Number of boy bookings on EC clubs	Number of girl bookings on EC clubs	% boys attending EC clubs	% girls attending EC clubs
300	209	91	69.67%	126	83	60.29%	39.71%

### Breakfast Club Average Numbers

Aut 1	Aut 2	Spr 1	Spr 2	Sum 1	Sum 2
14.0	13.0	11.0	14.0	13.0	N/A

### After School Club Average Numbers

Aut 1	Aut 2	Spr 1	Spr 2	Sum 1	Sum 2
16.00	12.50	15.50	14.50	13.50	N/A

Total Hours of Sport Delivered by Premier this year

# 456

# Activity Professionals in school this year

Sports delivered on clubs this academic year

1	GYMNASTICS
2	ARCHERY
3	FOOTBALL
4	SUMMER SPORTS
5	DODGEBALL
6	
7	
8	
9	
10	
11	
12	
13	
14	
15	
16	



Alex Chapman



Jordan Barber

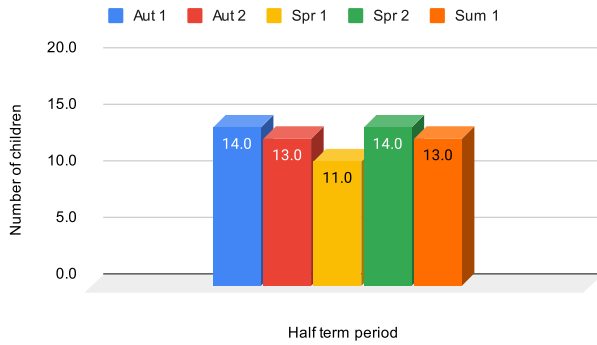


Lauren Hammond

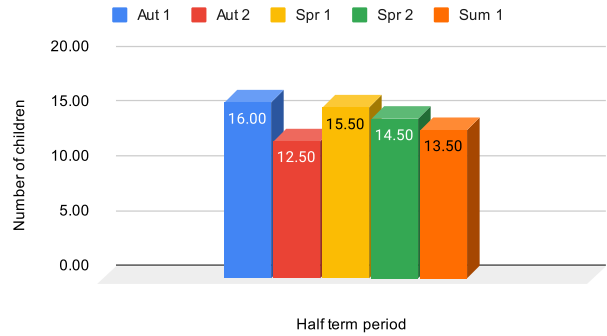


## Visual Data Analysis

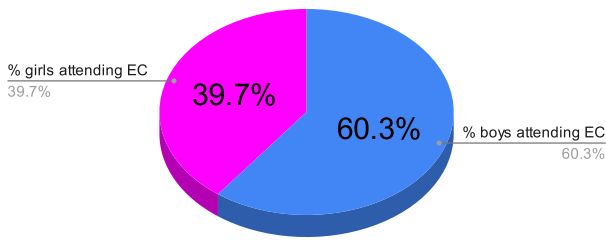
Average half termly numbers attending BC clubs



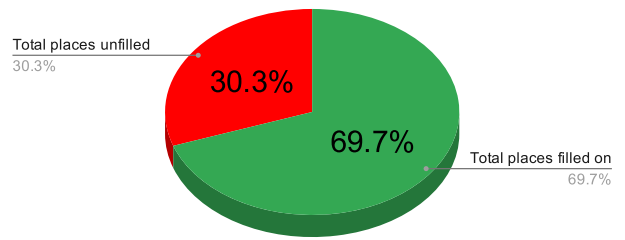
Average half termly numbers attending ASC clubs



% of Boys vs Girls attending EC clubs



% of Places filled / unfilled on EC clubs



## Advisories / Discussion Points

1
2
3
4
5