



ACADEMIC TEACHING YEAR 1

KS2 Mixed Age Classes Some Previous Experience Unit Planner

Year 3/4































Year 5/6

Autumn Term	
Half Term 1	Phonics 1 & 2 (X) & 
Half Term 2	Instruments (E) 
Half Term 1	Phonics 3 & 4 (X) & 
Half Term 2	Do You Have a Pet? (I)  
Half Term 1	Seasons (E)  
Half Term 2	Family (I)  
Spring Term	
Half Term 1	Vegetables (E)   
Half Term 2	Ice-Creams (E)   
Half Term 1	At the Tea Room (Fr)   At the Café (Sp)   At the Restaurant (It) (I)
Half Term 2	What is the Weather (I)   
Summer Term	
Half Term 1	Presenting Myself (I)  
Half Term 2	The Olympics (I)   
Half Term 1	Goldilocks (I)  
Half Term 2	Planets (P) 

At the end of this academic year please move onto the unit planner below.

ACADEMIC TEACHING YEAR 2

Suggested KS2 Unit Planner - Mixed Age Year Groups (Good previous exposure to foreign language teaching)

	Year 3/4 (CYCLE 1)	Year 5/6 (CYCLE 1)	Year 3/4 (CYCLE 2)	Year 5/6 (CYCLE 2)
Autumn Term				
Half Term 1	Phonics 1 & 2 (X) &  I Am Learning Fr/Sp/It (E) 	Phonics 3 & 4 (X) &  The Date (I) 	Phonics 1 & 2 (X) &  Instruments (E) 	Phonics 3 & 4 (X) &  Family (I) 
Half Term 2	Animals (E) 	My Home (I) 	Seasons (E) 	At the Tea Room (Fr)  At the Café (Sp)  At the Restaurant (It) (I)
Spring Term				
Half Term 1	Fruits (E) 	Habitats (I) 	Vegetables (E) 	What is the Weather? (I) 
Half Term 2	I Am Able ...(Fr)  I Know How...(It/Sp) (E) 	Clothes (I) 	Ice-Creams (E) 	Olympics (I) 
Summer Term				
Half Term 1	In the Classroom (I) 	At School (P) 	Presenting Myself (I) 	Planets (P) 
Half Term 2	Do You Have a Pet? (I) 	Vikings (P) 	Goldilocks (I) 	Weekend (P) 

Key	SO	Starting Off
	MO	Moving On
	MU	Moving Up
	E	Early Language
	I	Intermediate
	P	Progressive
	X	Extra Teaching



Some things to keep in mind:

- We have suggested one unit per half-term for most year group. Pupils will be able to cope with this but the reality of primary school life is that very few of our users actually get through all 6 units each year. Most of our users get through 4 to 5 units per academic year and this should be enough to deliver significant and substantial learning and progression as required by the DfE KS2 Languages Programme of Study.
- Units may appear more than once on the 'No previous experience' and 'Some experience' unit planners in different year groups. This is because pupils will need to complete particular units in a teaching type before moving on. Pupils should not jump straight into the more challenging teaching types without first completing a selection of units from the less challenging teaching types.
- These planners have been created specifically to ensure an adapted and accelerated programme to ensure all pupils will be given the maximum opportunity to progress. No pupils should encounter the same unit twice. The 'No previous experience' and 'Some experience' unit planners are intended to be used **for one year only**. These planners will need to be reviewed annually as pupils gradually move towards age-related expectations. As pupils work through our programme they will encounter different units that will facilitate recycling of previous knowledge. Units should not be repeated but must be completed. Do not skip lessons or teach lessons in a different order.
- New units are regularly added each scholastic year to keep the scheme of work current, challenging and ensure the content is engaging and relevant to the whole curriculum.
- There is a selection of 'one-off' cultural and seasonal lessons you may wish to use throughout the academic year. You will find these lessons in the 'Extra Teaching' area of your resources.

